



**THE CITY OF BOZEMAN
WATER/SEWER DEPARTMENT**

814 N. BOZEMAN AVE.
PHONE (406) 582-3200

P.O. BOX 1230

BOZEMAN, MONTANA 59771-1230
FAX (406) 582-3201

WATER INSPECTION REQUIREMENTS

Service Requirements

SERVICE LINE MUST BE SAME DIAMETER AS APPLIED FOR.

Curb Box Nuts must be fully tightened down, (Shoulder the Nut to the Valve).

All underground plumbing must be done by licensed plumbers.

Copper must have a 6 ½ foot bury with no dents in the copper.

Copper must be 6 ½ foot to the inside of the footer.

Copper must be sleeved and independent of slab.

Copper needs to be adequately distanced from fresh air vents.

Copper must be 12-24 inches from the floor or ground and, 12-24 inches from the wall.

If Copper comes through the wall it requires a straight or angle stop 12-24 inches from wall and 12-24 inches from the floor.

Copper coming through the floor requires an angle stop.

Angle stop, meter, and backflow preventer must be same size as line size. Meter must be installed in a horizontal configuration. Backflow preventers must be directly attached to meter coupling unless prior approval has been obtained. Backflow preventers shall be a lead free dual check for residential services supplying one or two dwellings, and have 'ASSE 1024' indicated by manufacturer on the device ID plate, and be oriented such that it is clearly visible. Commercial and residential services supplying three or more dwellings

shall have a testable assembly installed at the meter that is approved by the City and installed in an approved orientation. Shut-off valves on backflow assemblies are not accepted as down-stream shut-off valves. Service line size reductions must be within 18 inches of the curb box.

There will be no copper to copper 3 piece couplers allowed for ¾" and 1" services under the footers or inside the foundation wall before the meter. For 1½" and 2" services use straight length copper type K annealed, meeting AWWA standard C800, a quarter bend coupling must be used under footer.

Prior to Request for a water service inspection

Application must be made and paid at the Building Department.

Address must show on the property for inspections and water turn on.

A heat source is required between Labor Day & Memorial Day.

Service must be sleeved and independent when passing through concrete slab.

Ditch must be reinforced safely with a trench/coffin box or sloped in accordance with OSHA standard 1926.652 and ladder provided.

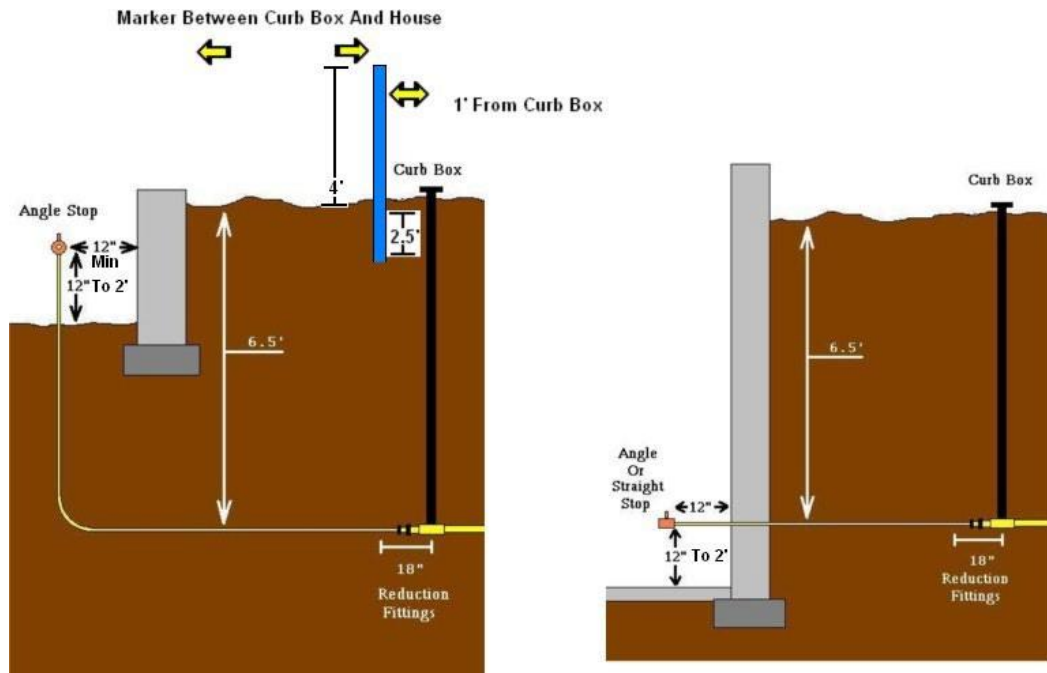
Crawl space access with ladder must be easily accessible to the meter

Ground water must be pumped out below Curb Box and Service line.

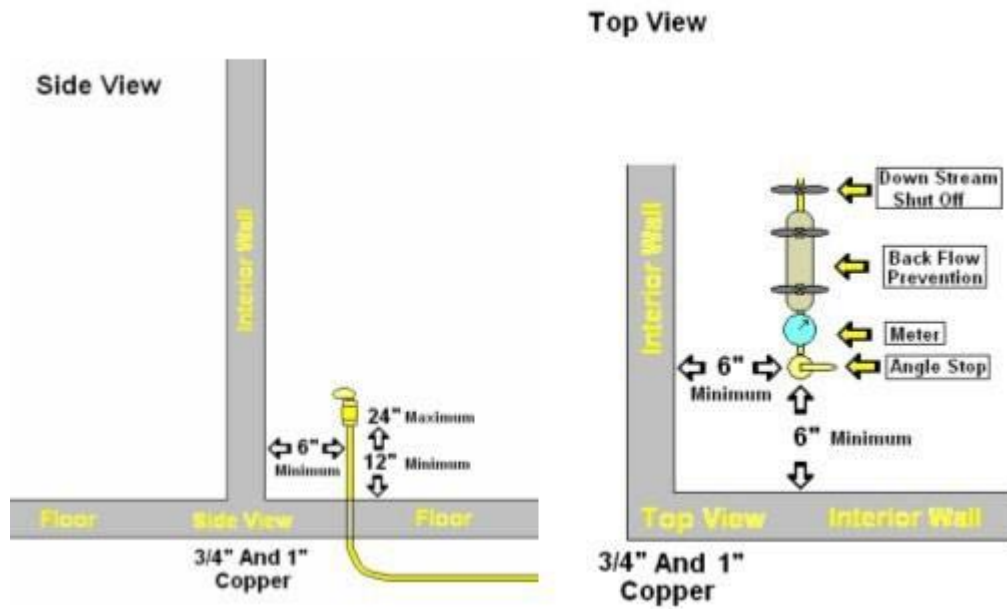
Prior to water turn on

Plumbing must be ready for activation

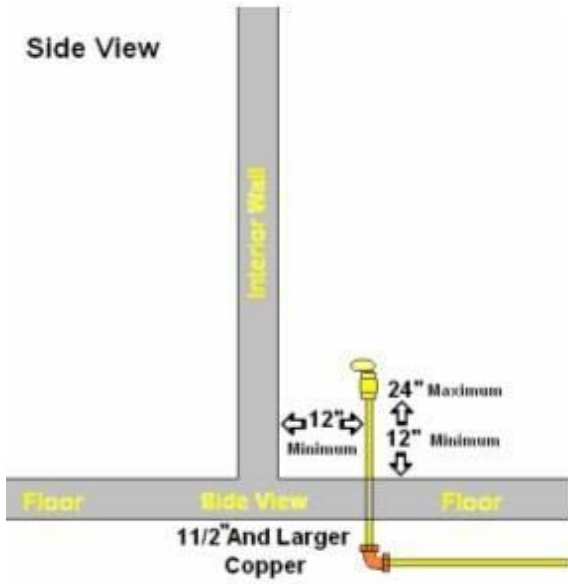
Curb box must remain at grade (not buried) and steel marker post maintained 1' from Curb Box toward the house buried 2.5' and having 4' exposed above ground and painted Blue. Water turn on requests are to be called into City Hall at 582-2328.



12" Minimum From The Wall And 12" Minimum From Grade. Do Not exceed 2'



Side View



Top View

